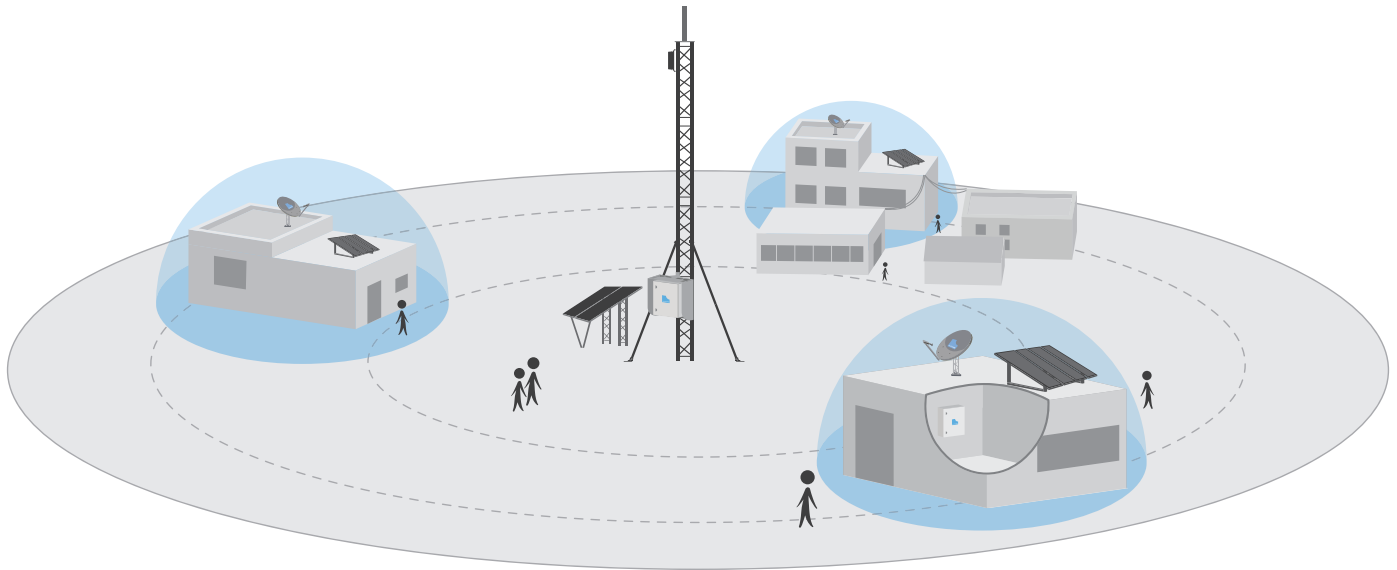


# DATASHEET

## BLUETOWN BLUE ONE

BLUETOWN



**BLUETOWN BLUE ONE** is a complete power supply and control unit, optimized for remote VSAT installations. It is highly adaptable, as it works with any power input and with multiple options for batteries available. **BLUETOWN BLUE**

**ONE** powers the VSAT modem, an internal router, multiple Wi-Fi access points and the BLUETOWN LOCAL CLOUD. **BLUETOWN BLUE ONE** is designed for operation under harsh environmental conditions.



Multiple battery options available



Rugged Deployments



Multiple options for power input



Remote power monitoring

### Multiple battery options available

Multiple battery options are available. Choose between lead gel batteries with a battery life of 2 years and LiFeYPO4 batteries with a battery life of 10 years, in various capacity sizes, up to 270 Ah.

### Rugged deployments

BLUEONE is delivered in a rugged IP65 rated powder coated steel cabinet meant for outdoor deployments. And with the optional Solar Shield, solar loading is decreased by 10 degrees celcius. Everything can be locked behind an access key, ensuring only certified personnel can access the systems.

### Multiple options for power input

The power supply and control unit works with multiple power inputs, incl. DC 24-150V, solar panels, and 115-230VAC power (option).

### Remote power monitoring

The main power and network parameters are monitored remotely and fed into the BLUETOWN cloud service where it is analyzed for trends. This enables BLUETOWN to deliver insights on predicted behavior and preventive maintenance.

### Included products

Always includes: Router, MPPT charge controller, Control Unit, DC power supplies.

### Options:

- VSAT modem integration (power and mechanical bracket).
- BLUETOWN Local Cloud.
- AC power support.
- Lithium or Lead batteries.
- Additional router supporting 4 PoE LAN ports.
- BLUETOWN Solar shield.

# DATASHEET

## BLUETOWN BLUE ONE



BLUETOWN BLUE ONE Technical specifications		
PHYSICAL	WITHOUT SOLAR SHIELD:	<ul style="list-style-type: none"> <li>• Height: 80 cm/31.5 in</li> <li>• Width: 60 cm/23.6 in</li> <li>• Depth: 30 cm/11.8 in</li> </ul>
	WITH SOLAR SHIELD:	<ul style="list-style-type: none"> <li>• Height: 91.5 cm/36 in</li> <li>• Width: 75 cm/29.5 in</li> <li>• Depth: 40 cm/15.8 in</li> </ul>
	PACKAGING SIZE:	<ul style="list-style-type: none"> <li>• Height: 158 cm/62.2 in</li> <li>• Width: 78 cm/30.7 in</li> <li>• Length: 44 cm/17.3 in</li> </ul>
	WEIGHT:	<ul style="list-style-type: none"> <li>• 40 kg (excluding battery)</li> </ul>
	CABINET:	<ul style="list-style-type: none"> <li>• Powder coated steel</li> </ul>
	OPERATING TEMPERATURE:	<ul style="list-style-type: none"> <li>• 0° to +45° BLUETOWN Solar shield is available to reduce the solar loading</li> </ul>
	IP-RATING:	<ul style="list-style-type: none"> <li>• IP65</li> </ul>
BACKHAUL	VSAT, MODEM SUPPORT:	<ul style="list-style-type: none"> <li>• Contact BLUETOWN for supported modems</li> </ul>
	WIRED:	<ul style="list-style-type: none"> <li>• RJ45 and SFP supported</li> </ul>
NETWORK	ROUTER:	<ul style="list-style-type: none"> <li>• Five-port gigabit Ethernet router (up to three ports available for customer devices)</li> <li>• Additional four PoE GbE ports (optional)</li> </ul>
	MONITORING:	<ul style="list-style-type: none"> <li>• SNMPv1 support, including battery monitoring following IETF RFC7577</li> </ul>
POWER	INPUTS:	<ul style="list-style-type: none"> <li>• PV (solar) charger rating: 500W, 24-150V DC input</li> <li>• AC (optional): 115-230VAC, freq. 47-63Hz</li> </ul>
	OUTPUTS:	<ul style="list-style-type: none"> <li>• 1 x 12 VDC @ 2A</li> <li>• 2 x 12 VDC @ 5A</li> <li>• 3 x 24/30/48 VDC @ up to 3A</li> <li>• <b>Total deliverable power: 200W.</b> Current ratings depend on options included.</li> </ul>
MOUNTING	MOUNTING POSSIBILITIES:	<ul style="list-style-type: none"> <li>• BLUETOWN REACH Tower, pole, wall.</li> </ul>
BATTERY SYSTEM	BATTERIES:	<ul style="list-style-type: none"> <li>• Lead GEL/AGM 38/110/165Ah, 12.8V</li> <li>• LiFeYPO4 90/180/270 Ah, 12.8V</li> </ul>
IMAGE		

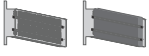





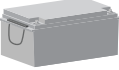




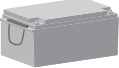
# DATASHEET

## BLUETOWN BLUE ONE

BLUETOWN




### OPTIONS

The BLUE ONE power management solution includes expansion options for various use cases in the field such as support for grid power, extended battery power, additional router ports, etc. When ordering the BLUE ONE, select among the options below:

<b>VSAT OPTIONS</b>		
Select <b>one</b> of the VSAT installation options below.		
	<b>VSAT OPTION 1</b> Modem A assembly, 24/30V	Option adding battery backed power supply and mechanical bracket to support inclusion of a VSAT modem requiring 24/30V power. <b>Part#: BT-820-00060</b>
	<b>VSAT OPTION 2</b> Modem A assembly, 48V	Option adding battery backed power supply and mechanical bracket to support inclusion of a VSAT modem requiring 48V power. <b>Part#: BT-820-00069</b>
<b>ACCESSORY OPTIONS</b>		
Select <b>any</b> of the accessory options below.		
	<b>ACCESSORY OPTION 1</b> AC Power Support, 115/230VAC	Option adding an AC/DC converter inside BLUE ONE to support AC power as input power source. Requires a Battery Option. <b>Part#: BT-820-00070</b>
	<b>ACCESSORY OPTION 2</b> Content Server	Adds a server hosting BLUETOWN's Local Cloud with 500GB of SSD storage. The server is installed inside the BLUE ONE cabinet. <b>Part#: BT-820-00068</b>
	<b>ACCESSORY OPTION 3</b> Additional AP support	Adds a second router providing 4 additional GbE PoE ports. The router supports 24/30V or 48V PoE. <b>Part#: BT-820-00072</b>
	<b>ACCESSORY OPTION 4</b> Solar Shield	4-sided metal cover protecting BLUE ONE from direct sun light. Used as a cooling accessory to decrease temperature inside enclosure by about 10 degrees Celsius. <b>Part#: BT-540-00116</b>
<b>BATTERY OPTIONS</b>		
Select <b>one</b> of the battery options below. A battery is required for BLUE ONE to operate.		
	<b>BATTERY OPTION 1</b> 165 Ah lead gel battery. 12.8V	One (1) 165 Ah lead gel battery. Standard battery option for BLUEONE. Size: 48.5x17.2x24.0cm. Weight: 48kg. <b>Part#: BT-740-00002</b>
	<b>BATTERY OPTION 2</b> 38 Ah AGM battery. 12.8V	One (1) 38 Ah AGM battery. Minimum required battery if BLUE ONE is running on grid power. Size: 19.7x16.5x17cm. Weight: 12.5kg. <b>Part#: BT-740-00016</b>
	<b>BATTERY OPTION 3</b> Two LiFeYPO4 90 Ah battery blocks.	Two (2) 90 Ah LiFeYPO4 battery blocks (180 Ah in total). Size: 28.2x15.1x24.8cm. Weight: 15kg (each block). Requires mounting kit 1. <b>Part#: BT-740-00014</b>
	<b>BATTERY OPTION 4</b> 180 Ah LiFeYPO4 8-cell battery	One (1) 180 Ah LiFeYPO4 8-cell battery. Size: 14.3x6.1x21.8cm. Weight: 3kg (each cell). Requires mounting kit 2. <b>Part#: BT-740-00010</b>
	<b>BATTERY OPTION 5</b> 270 Ah LiFeYPO4 12-cell battery.	One (1) 270 Ah LiFeYPO4 12-cell battery. Size: 14.3x6.1x21.8cm. Weight: 3kg (each cell). Requires mounting kit 3. <b>Part#: BT-740-00011</b>
	<b>BATTERY OPTION 6</b> 110 Ah lead gel battery. 12.8V	One (1) 110 Ah lead gel battery. Size: 48.5x17.2x24.0cm. Weight: 48kg. <b>Part#: BT-740-00017</b>

DATASHEET  
**BLUETOWN BLUE ONE**



<b>MOUNTING KITS</b> Mounting kits may be required depending on the battery option selected.		
	<b>MOUNTING KIT 1</b> Dual lithium battery blocks.	Two (2) cables for paralleling two LiFeYPO4 90 Ah battery blocks. Required for Battery Option 3. <b>Part#: BT-820-00071</b>
	<b>MOUNTING KIT 2</b> Mounting-kit and interface module for 8-cell LiFeYPO4 battery.	Mechanical bracket to safely store the battery in the cabinet and interface module for 8 battery cells. Required for Battery Option 4. <b>Part#: BT-820-00080</b>
	<b>MOUNTING KIT 3</b> Mounting-kit and interface module for 12-cell LiFeYPO4 battery.	Mechanical bracket to safely store the battery in the cabinet and interface module for 12 battery cells. Required for Battery Option 5. <b>Part#: BT-820-00073</b>